



Prayer Guidelines

Prayer/Quality Time

1. Tithe at least two (2) hours and 40 minutes every day through prayer, studying the Bible, meditation, or just being still; this time does not have to be done all at once.
2. Pray over the Pastor's Request List and the Church's Request List every day.
3. Join us every Morning, Monday thru Friday @ 6:00 a.m. in prayer on the prayer line.
4. If possible, come to Prayer Meeting or join the Prayer Line from 6:00 pm to 7:00 pm.
5. Join every Sunday Morning throughout the fast @ 8:00 a.m. In-Person or on the prayer line.

Physical Restrictions

1. Cannot be in a sinful state, you must come out of sin.
2. Spend only 4 hours of secular television a day, or either 4 hours of video games a day, no secular music and no secular magazines.
3. Don't combine the video games & television times to make 8 hours.
4. No movies rated "PG-13," "R", "NC-17", "Mature Adult TV", "Unrated TV" or XXX.
5. No social Media, except for church sites; limited social calls.

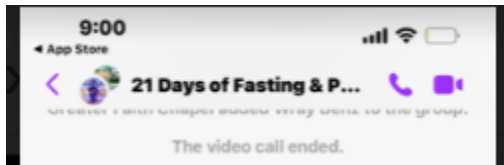


Prayer Line

(Facebook Messenger Instructions)

INSTRUCTION FOR PRAYER ADMIN (PERSON THAT IS STARTING THE INITIAL CALL)

IT'S IMPORTANT FOR YOU WHEN YOU START THE CALL TO CLICK ON THE PHONE ICON THIS SHOULD AUTOMATICALLY PUT EVERYONE IN THE AUDIO CALL VERSION AND NOT VIDEO OPTION



THIS IS THE ICON TO PRESS TO START CALL

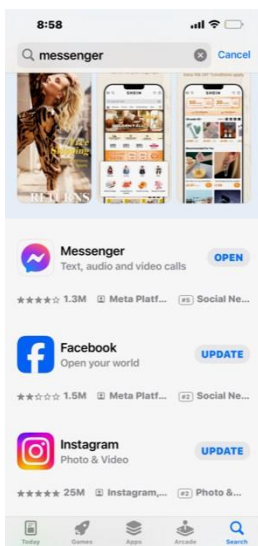
Messenger will begin to call everyone in the group and you will see them begin to join the call. Everyone may not hear their phone ring when you first start the call. They will have to follow the steps below to join

BELOW ARE INSTRUCTIONS FOR THOSE PARTICIPATING IN THE PRAYER CALL

- You must have Facebook and Facebook Messenger downloaded
- You must be friends with Greater Faith Chapel COGIC facebook page
- If not send a friend request and once accepted you will be added to the Group Chat
- Download Messenger from your App or Google Play store

(You should see Get it or Open)


Click on it



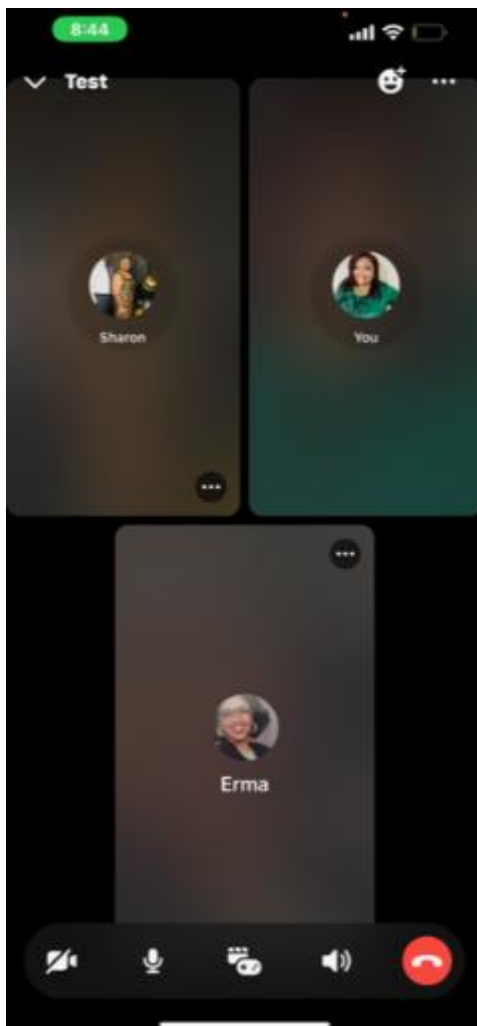
PLEASE NOTE THAT AT 6AM AT THE START OF THE CALL YOU WILL HEAR YOUR PHONE RING AND YOU SHOULD SEE 21 DAYS OF FASTING AND PRAYER

Example if it is after the call has started follow the instructions below to join the call already in progress

Once Downloaded
Search for 21 Days of Fasting and Prayer click to open it up




Once you click on Tap to join you should see everyone that is on the call.



Where it says Group Audio Call
Tap to join
Just click and it will take you into the
call
****VERY IMPORTANT ****
TO JOIN THE MOST RECENT CALL
Make sure you scroll down to the end
of the chat and click on the very last
Group Audio Call
Tap to join that you see

Very important to pay attention to the bottom of your screen for these ICONS




This ICON represents VIDEO OPTION please make sure this is turned off. There should be a line across it like pictured.



If you are not speaking please click on this icon to MUTE yourself.

It is ok to unmute yourself once everyone is praying **but if only one person is speaking please be on mute**



Please click on this icon to put yourself on speaker so that you will be able to hear clearly and everyone can hear you clearly



Click this button to get out of the call